



# TLL's Semi-Annual Newsletter on Lifting Device Safety & Industry News



## What's New at

- Congratulations to **Martin Geralt** from **Black River Plastics**, Port Huron, MI. Martin was the sweatshirt winner in our October Draw.
- We are starting our nineteenth year of inspection services.

OSHA reserves the right to issue advance warnings for special cases - OSHA may require a certain employee be present or OSHA may determine that advance warning may result in a more thorough or effective inspection.

## We're Getting Around!

*Our technical staff is getting around. Listed below are places Technical Loadarm has been performing lifting device safety services in the last 6 months:*

- Al - Chicago, IL
- Sam - Jackson, MS
- Mike - Atlanta, GA
- Ray - Wilmington, DE
- Glen - Massene, NY
- Neil - Greenville, SC
- Neal - Edmonton, AB
- Chris - Ajax, ON
- Jason - Windsor, ON
- Del - Hensall, ON

## You Asked Us...

**(Q) Does OSHA have to warn our plant when they are coming for an inspection?**


(A) No, OSHA inspections are usually conducted without notice. In fact, alerting an employer without proper authorization in advance of an OSHA inspection can bring a fine of up to \$1,000.00 and / or a 6 month jail term.

**(Q) Can I weld the beam clips on my industrial racking when they shear?**

(A) No. Beam spreading on industrial racking in most cases requires replacement, not repair. Beam spreading is the result of shocking or overloading. A deformation is caused at the connection pulling away from the upright column. All damaged beams are to be removed, replaced and realigned using the rack manufacturer's specifications. It is not recommended to repair these beams by welding or adding "reinforcements".

# SAFETY • BULLETIN

### Operator Safety Tip #12



### Your feedback is valuable... [newsletter@technicalloadarm.com](mailto:newsletter@technicalloadarm.com)

If you have any comments or questions, we would be pleased to hear from you. **Each response faxed or e-mailed to our attention will be entered into a draw for a T.L.L. Golf Shirt.**

The draw will be held on June 20, 2005. *Good Luck!*


Name: \_\_\_\_\_ Company: 

Address: \_\_\_\_\_

City/Prov. \_\_\_\_\_ Postal: \_\_\_\_\_

COMMENTS / QUESTIONS: \_\_\_\_\_

\_\_\_\_\_  
 \_\_\_\_\_  
 \_\_\_\_\_  
 \_\_\_\_\_



2620 Griswold Road  
Pt. Huron, MI  
48060

800.268.3496  
technicalloadarm.com

## Did You Know...

... Balance is Important

A fork truck is designed to carry its capacity load at a given distance from the front wheels. Those wheels are like the balance point of a seesaw between the load and the counter weights on the back.

For example, let's say the capacity listed on a truck is 5,000 pounds at a 24-inch load centre. That means the truck can pick up as much as 5,000 pounds *if* the centre of gravity of the load is 24 inches from the face of the load arms.

If that same load is moved forward on the loadarms, you will change the load centre and could un-balance the truck. This could cause the rear wheels to raise, which will make you lose control of your steering.



## Did You Know...

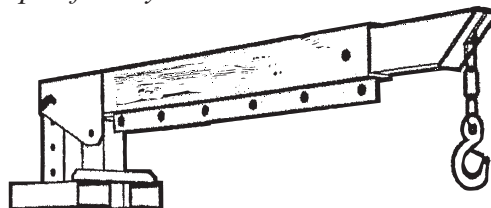
... Lift truck booms can be a very useful lifting attachment for your truck, but they require the lift truck operator to be aware of the changing dynamics of the lift truck's capacity and stability.

The following charts are examples of how a lift truck's dynamics for capacity will change as the distance of the loading increases.

Forklift Boom Lifting Capacity		
Fork Lift Capacity	Distance from Heel of Forks to Center of Gravity of Load	
<b>4,000 lbs</b>	2'	3,330
	3'	2,500
	4'	2,000
	5'	1,660
	6'	1,420
	7'	1,250
	8'	1,090
	9'	970
	10'	880
	11'	790
	12'	720

Forklift Boom Lifting Capacity		
Fork Lift Capacity	Distance from Heel of Forks to Center of Gravity of Load	
<b>10,000 lbs</b>	2'	9,350
	3'	7,190
	4'	5,840
	5'	4,920
	6'	4,250
	7'	3,740
	8'	3,320
	9'	2,990
	10'	2,720
	11'	2,490
	12'	2,290

*Please consult your lift boom manufacturer for the loading chart specific to your boom.*



## Services Provided

### Lifting Device Safety Inspection of:

- Tower, Mobile & Bridge Cranes
- Manual, Electric & Air Hoists
- Powered Lift Trucks
- Lift Truck Booms & Attachments
- Chain, Wire Rope & Fabric Slings
- Battery Hoists, Car Hoists & Lift Truck Hoists
- Spreader Beams, Crane Magnets & Tong Attachments
- Pallet Lifters, Sheet Lifters, Plate Lifters & Coil Lifters
- C Hooks, J Hooks, Crane Hooks & Coil Upenders
- Manlifts, Scissor Lifts, Zoom Boom, Snorkel Lifts & Man Cages
- Pallet Trucks, Die Carts, Lift Tables & Die Lifters
- Eyebolts, Swivel Hoist Rings & Shackles

### Engineering Services:

- Capacity ratings for Crane Bridges, Monorails and Structures
- Miscellaneous Lifting Devices
- Industrial Racking & Other similar items
- Load Testing

### Nondestructive Examination of:

- Automotive Mass Production Parts
- Barrel Dumpers
- Basketball Nets & Supports
- Coil Cradles
- Conveyor Systems
- Front End Loaders
- Jacks & Die Stands
- Pins & Shafts
- Press Beds & Structures
- Racking
- Safety Harnesses & Lanyards
- Scaffolding
- Ladders

• Tractor Trailers & Trailer Hitches

\*\*\* NDE is performed using Visual, Dye Penetrant, Magnetic Particle or Ultrasound Processes

### Training Programs:

- Crane & Rigging Operator Training
- Maintenance & Safety Inspection Training (all Devices)
- Lift Truck Operator
- Nondestructive Examination Training (magnetic particle)