



TLL's Semi-Annual Newsletter on Lifting Device Safety & Industry News

What's New at

- Congratulations to **Ron Chanyi** from **Hensall Co-Op** in Hensall, Ontario. He's the winner from our April 2004 Newsletter.
- Our team welcomes **Delbert Depaepe** as a new member of our technical staff.
- Best wishes to **Brenda McDonald**, who has recently retired from Technical Loadarm.

You Asked Us...

(Q) I am a maintenance supervisor and was told by a co-worker that there is new legislation that makes it possible for criminal prosecution if an accident happens at our work place. What's he talking about?

(A) He is probably talking about Bill C-45 of the Criminal Code of Canada. This bill was proposed after the Westray Mine disaster in 1992 and became law this year. The bill amended sections of the

Criminal Code and the section that is receiving the most discussion is Section 217.1. This section reads as follows: "everyone who under takes, or has the authority to, direct how another person does work or performs a task is under legal duty to take reasonable steps to prevent bodily harm to the person, or any other person, arising from that work or task."

It is not a new law that a manufacturer and it's representatives owe a duty of care in its work, but it is new that there could be criminal prosecution. (For a more detailed explanation please seek out a legal expert in the criminal code.)

(Q) Am I in compliance with OHSA if I have my lifting equipment inspected once a year?

(A) According to Regulation 851 Industrial Establishments, Section 51 (b) (ii) it answers the question of how often lifting equipment should be inspected as

"as often as necessary but not less frequently than recommended by the manufacturer and in any case, at least once a year." You will find that many manufacturers outline a daily, periodic and annual requirement for their inspections and maintenance of equipment. It should also be noted that CSA and ANSI also follow similar programs.

We're Getting Around!

Our technical staff is getting around. Listed below are places Technical Loadarm has been performing lifting device safety services in the last 6 months:

- Glen - Sault St. Marie, Ontario
- Neil - Cornwall, Ontario
- Al - Louisville, Kentucky
- Neal - Port Hope, Ontario
- Chris - Alliston, Ontario
- Sam - Arlington, Texas
- Mike - Kansas City, Missouri
- Ray - Kalamazoo, Michigan
- Jason - Gananoque, Ontario
- Delbert - Strathroy, Ontario

Operator Safety Tip #11



Your feedback is valuable... newsletter@technicalloadarm.com

If you have any comments or questions, we would be pleased to hear from you. **Each response faxed or e-mailed to our attention will be entered into a draw for a T.L.L. Sweatshirt.**

The draw will be held on December 10, 2004. *Good Luck!*


Name: _____ Company: _____

Address: _____

City/Prov. _____ Postal: _____

COMMENTS / QUESTIONS: _____

SAFETY • BULLETIN



335 Laird Road
 P.O. Box 633, Guelph
 Ontario, Canada
 N1H 6L3

800.268.3496
 technicalloadarm.com

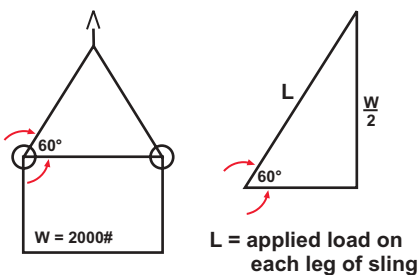


Did You Know...

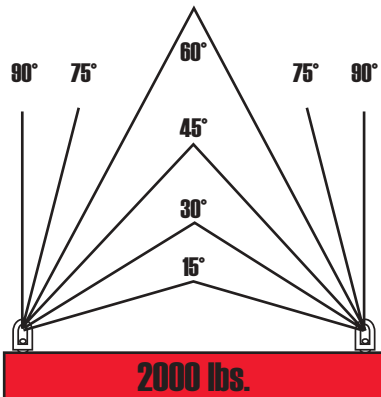
... the following information details some safe lifting practices for Swivel Hoist Rings.

1. The swivel hoist ring hole depth for a steel die is 1½ times the bolt diameter. For aluminum it is 2 times the bolt diameter. These are minimums for full thread engagement.
2. All rings must be fully seated or the engineered load rated of the ring will be severely compromised. Do not shim hoist rings.
3. The bail of the hoist ring should move freely in a lift and should not bind against the lift. Failure to follow this practice could result in undue stress on the bail.
4. Hoist rings are designed and rated to be pulled at any angle at the rated load. However the applied load on a multipoint lift will increase if the sling angle is less than 90 degrees.

Sample Calculation:




$$L = \frac{\frac{W}{2}}{\sin 60^\circ} = \frac{1000}{.866} = 1155\#$$



Sling Angle (Degrees)	Applied Load (Pounds)
90	1000
75	1040
60	1155
45	1410
30	2000
15	3860

Did You Know...

... Shackles are sized by the diameter of the steel in the bow section rather than the pin size. Shackles have a working load limit and are rated according to size.



SCREW PIN ANCHOR SHACKLE



BOLT TYPE ANCHOR SHACKLE

WORKING LOAD LIMIT (TONS)	NOMINAL SHACKLE SIZE (IN.)
1/3	3/16
1/2	1/4
3/4	5/16
1	3/8
1 1/2	7/16
2	1/2
3 1/4	5/8
4 3/4	3/4
6 1/2	7/8
8 1/2	1
9 1/2	1 1/8
12	1 1/4
13 1/2	1 3/8
17	1 1/2
25	1 3/4
35	2

Services Provided

Lifting Device Safety Inspection of:

- Tower, Mobile & Bridge Cranes
- Manual, Electric & Air Hoists
- Powered Lift Trucks
- Lift Truck Booms & Attachments
- Chain, Wire Rope & Fabric Slings
- Battery Hoists, Car Hoists & Lift Truck Hoists
- Spreader Beams, Crane Magnets & Tong Attachments
- Pallet Lifters, Sheet Lifters, Plate Lifters & Coil Lifters
- C Hooks, J Hooks, Crane Hooks & Coil Upenders
- Manlifts, Scissor Lifts, Zoom Boom, Snorkel Lifts & Man Cages
- Pallet Trucks, Die Carts, Lift Tables & Die Lifters
- Eyebolts, Swivel Hoist Rings & Shackles

Engineering Services:

- Capacity ratings for Crane Bridges, Monorails and Structures
- Miscellaneous Lifting Devices
- Industrial Racking & Other similar items
- Load Testing

Nondestructive Examination of:

- Automotive Mass Production Parts
- Barrel Dumpers
- Coil Cradles
- Front End Loaders
- Jacks & Die Stands
- Pins & Shafts
- Press Beds & Structures
- Racking
- Safety Harnesses & Lanyards
- Scaffolding
- Ladders
- Tractor Trailers & Trailer Hitches
- *** NDE is performed using Visual, Dye Penetrant, Magnetic Particle or Ultrasound Processes

Training Programs:

- Crane & Rigging Operator Training
- Maintenance & Safety Inspection Training (all Devices)
- Lift Truck Operator
- Nondestructive Examination Training (magnetic particle)