



# TLL's Semi-Annual Newsletter on Lifting Device Safety & Industry News

# SAFETY • BULLETIN

## What's New at

- Congratulations to **Ron Wood** from **Sellick Equipment** in Harrow. Ron is the winner of the T.L.L. sweatshirt from the October 2002 issue of the newsletter.
- Our office is pleased to welcome a new employee, **Melissa Astins**. Melissa will be working as part of the sales and administration team.
- Look for us on the internet. We expect to have our website up by **June** of this year. We will be located at: [www.techload.on.ca](http://www.techload.on.ca)

## You Asked Us...

**(Q) Should I inspect my industrial racking?**

(A) Yes you should inspect your industrial racking, just as you would any piece of equipment in your facility. Consider the following excerpt from Section

25 (OHSA, regulation 851)(1):  
“An employer shall ensure that, b) the equipment, materials and protective devices provided by the employer are maintained in good condition”; further to that is (2)(h) “take every precaution reasonable in the circumstances for the protection of the worker.”

**(Q) How often should I inspect my racking?**

(A) The frequency of your inspections will vary depending upon the condition of your racking units. To determine the inspection frequency of your units, we suggest you order a booklet available from the Material Handling Institute called, “Specification for Design, Testing and Utilization of Industrial Steel Storage Racks”. This booklet outlines inspection, maintenance and labelling requirements for racking. They can be reached at (704) 676-1190.


## We're Getting Around!

*Our technical staff is getting around. Listed below are places Technical Loadarm has been performing lifting device safety services in the last 6 months:*

- Glen - Thamesville, Ontario
- Neil - Owen Sound, Ontario
- Al - Teterboro, New Jersey
- Chris - Chesterville, Ontario
- Neal - Gananoque, Ontario
- Jamie - Delhi, Ontario
- Sam - Kansas City, Missouri
- Mike - Sandusky, Ohio
- Ray - Bedford, Indiana



## Operator Safety Tip #8



## Your feedback is valuable...

Fax: (519) 767-2341  
[newsletter@techload.on.ca](mailto:newsletter@techload.on.ca)

If you have any comments or questions, we would be pleased to hear from you. **Each response faxed or e-mailed to our attention will be entered into a draw for a T.L.L. sport's bag.** The draw will be held on June 13<sup>th</sup>, 2003. *Good Luck!*


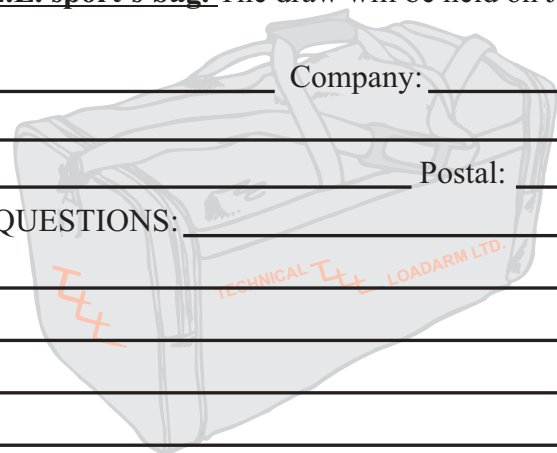
Name: \_\_\_\_\_ Company: \_\_\_\_\_

Address: \_\_\_\_\_

City/Prov. \_\_\_\_\_ Postal: \_\_\_\_\_

COMMENTS / QUESTIONS: \_\_\_\_\_

\_\_\_\_\_  
\_\_\_\_\_  
\_\_\_\_\_  
\_\_\_\_\_



Est. 1986

335 Laird Road  
P.O. Box 633, Guelph  
Ontario, Canada  
N1H 6L3

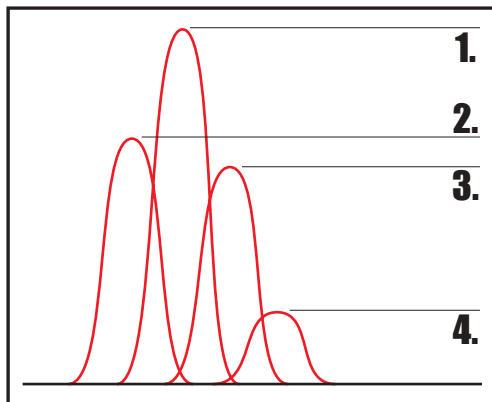
## Did you know...

That your tie off point for a fall arrest system needs to be capable of supporting 5,000 lbs per worker? If you have any doubt about the strength of your attachment point, DO NOT TIE OFF, search for a safer alternative.

## Did you know...

A shock-absorbing lanyard can significantly reduce the forces generated in the event of a fall.

### The Forces Generated by a 200 lb Weight Free Falling Six Feet are:



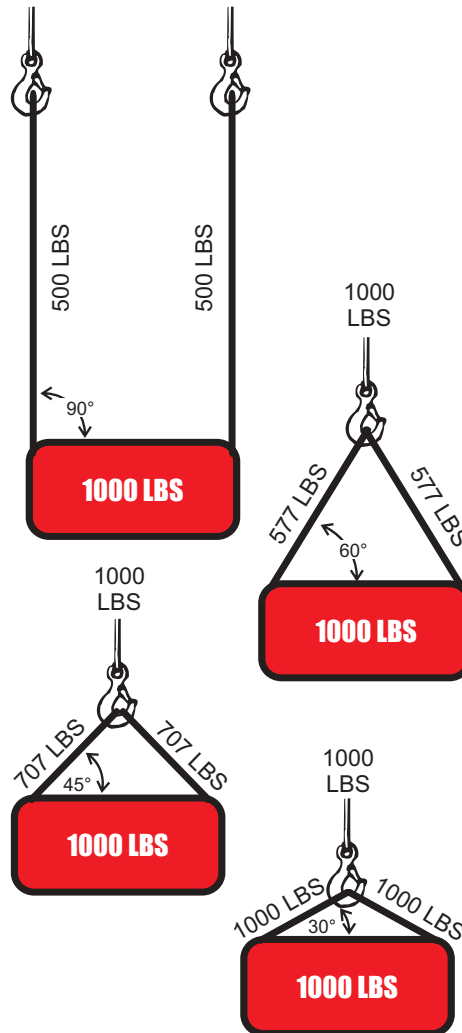
1. Steel Lanyard - 3970 lbs of Force
2. Webbing lanyard - 2760 lbs of Force
3. Nylon Rope lanyard - 2395 lbs of Force
4. Shock-Absorbing Lanyard - 830 lbs of Force

## Did you know...

That a self-closing, self-locking keeper on your lanyard significantly reduces the possibility of accidental disengagement or “rollout”.

## Did You Know...

### Sling Angles Affect the Load on the Legs of a Sling



SLING ANGLE (also called Angle of Loading) is the angle measured between a horizontal line and the sling leg or body. This angle is very important and can have a dramatic effect on the rated load of the sling. As illustrated here, when this angle DECREASES, the LOAD ON EACH LEG INCREASES. This principle applies whether one sling is used with legs at an angle in a basket hitch, or for multi-leg bridle slings.

Horizontal sling angles of LESS THAN 30 DEGREES SHALL NOT BE USED.

## Services Provided

### Lifting Device Safety Inspection of:

- Tower, Mobile & Bridge Cranes
- Manual, Electric & Air Hoists
- Powered Lift Trucks & Lift Truck Booms
- Chain, Wire Rope & Fabric Slings
- Battery Hoists, Car Hoists & Lift Truck Hoists
- Spreader Beams, Crane Magnets & Tong Attachments
- Pallet Lifters, Sheet Lifters, Plate Lifters & Coil Lifters
- C Hooks, J Hooks, Crane Hooks & Coil Upenders
- Manlifts, Scissor Lifts, Zoom Boom, Snorkel Lifts & Man Cages
- Pallet Trucks, Die Carts, Lift Tables & Die Lifters
- Eyebolts, Swivel Hoist Rings & Shackles
- Lift Truck Booms & Attachments

### Engineering Services:

- Capacity ratings for Crane Bridges, Monorails and Structures
- Miscellaneous Lifting Devices
- Industrial Racking & Other similar items

### Nondestructive Examination of:

- Coil Cradles
- Press Beds & Structures
- Barrel Dumpers
- Safety Harnesses & Lanyards
- Tractor Trailers & Trailer Hitches
- Front End Loaders
- Jacks & Die Stands
- Automotive Mass Production Parts

\*\*\* NDE is performed using Visual, Dye Penetrant, Magnetic Particle or Ultrasound Processes

### Training Programs:

- Crane & Rigging Operator Training
- Maintenance & Safety Inspection Training (all Devices)
- Lift truck Operator
- Nondestructive Examination Training (magnetic particle)